

J. L. Claydon^{1*}, A. Ruzicka², S. A. Crowther¹, M. Y. P. Lee¹, A. Bischoff³ and J. D. Gilmour¹

¹SEAES, University of Manchester, U.K., ²Cascadia Meteorite Laboratory, Department of Geology, Portland State University, U.S.A.

³Institut für Planetologie, Universität Münster, Germany. *Present address, Dept. Earth Sciences, Natural History Museum, London, UK. Email: j.claydon@nhm.ac.uk

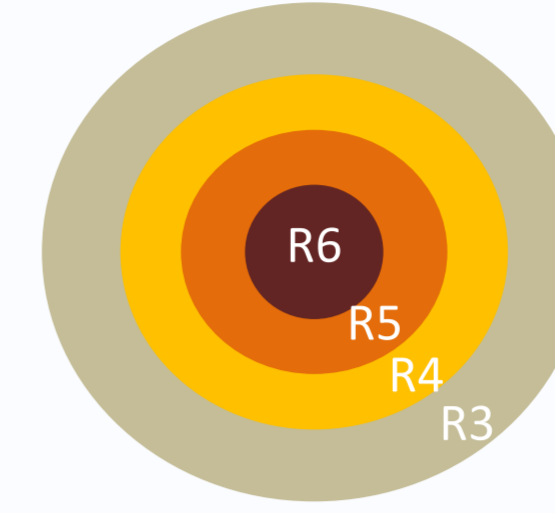
Aim: Determine I-Xe ages of R-chondrite material of varying metamorphic grade to test the validity of the onion shell model for the R-chondrite parent body.

Rumuruti (R) chondrites

- Oxygen isotope ratios and high oxidation state distinguish them from other meteorite groups [1, and references therein].
- Most are regolith breccias, sampling several lithologies [2].
- Contain material that experienced varying degrees of metamorphism [2]:
R3 (least metamorphosed) → R6 (most metamorphosed).
- ¹²⁹I decays to ¹²⁹Xe* (half-life = 16 Myr). ¹²⁹Xe* has been detected in R-chondrites [3-5] but the I-Xe system has not been investigated previously.
- Chronology not well examined: only Ar-Ar [6] and Mn-Cr [7] systems.


Thermal Processing and Closure Ages

“Onion shell” –



- Internal heat source (e.g. ²⁶Al) → layered parent body.
- Interior hotter, cools slower.
- Metamorphic grade should correlate with closure age, seen in ordinary chondrites [8, 9].

“Rubble Pile” –



- Early, layered planetesimals fragmented.
- Reassembled, as a “rubble pile” continued cooling.
- Closure age (e.g. length of cooling time) does not correlate with metamorphic grade [10].

Table 1. Sample details


Meteorite	Sample name	Metamorphic grade	Sample type
NWA 6492	RA1	Low R3	Clast
	RA2	Mid R3	Clast
	RA3	High R3	Clast
	RA4	Mixture	Matrix
	RA5	R5-R6	Clast
	RA6	R5-R6	Clast
NWA 3364	RB1	R5	Whole-rock

Metamorphic grades of NWA 6492 were determined using optical microscopy at Cascadia Meteorite Library.

Irradiation

- Samples were weighed, wrapped in aluminium foil, loaded into quartz tubes, sealed & evacuated.
- Irradiated at Petten reactor, Netherlands.
- Exposed to thermal neutrons (6.42×10^{18} n cm⁻²).

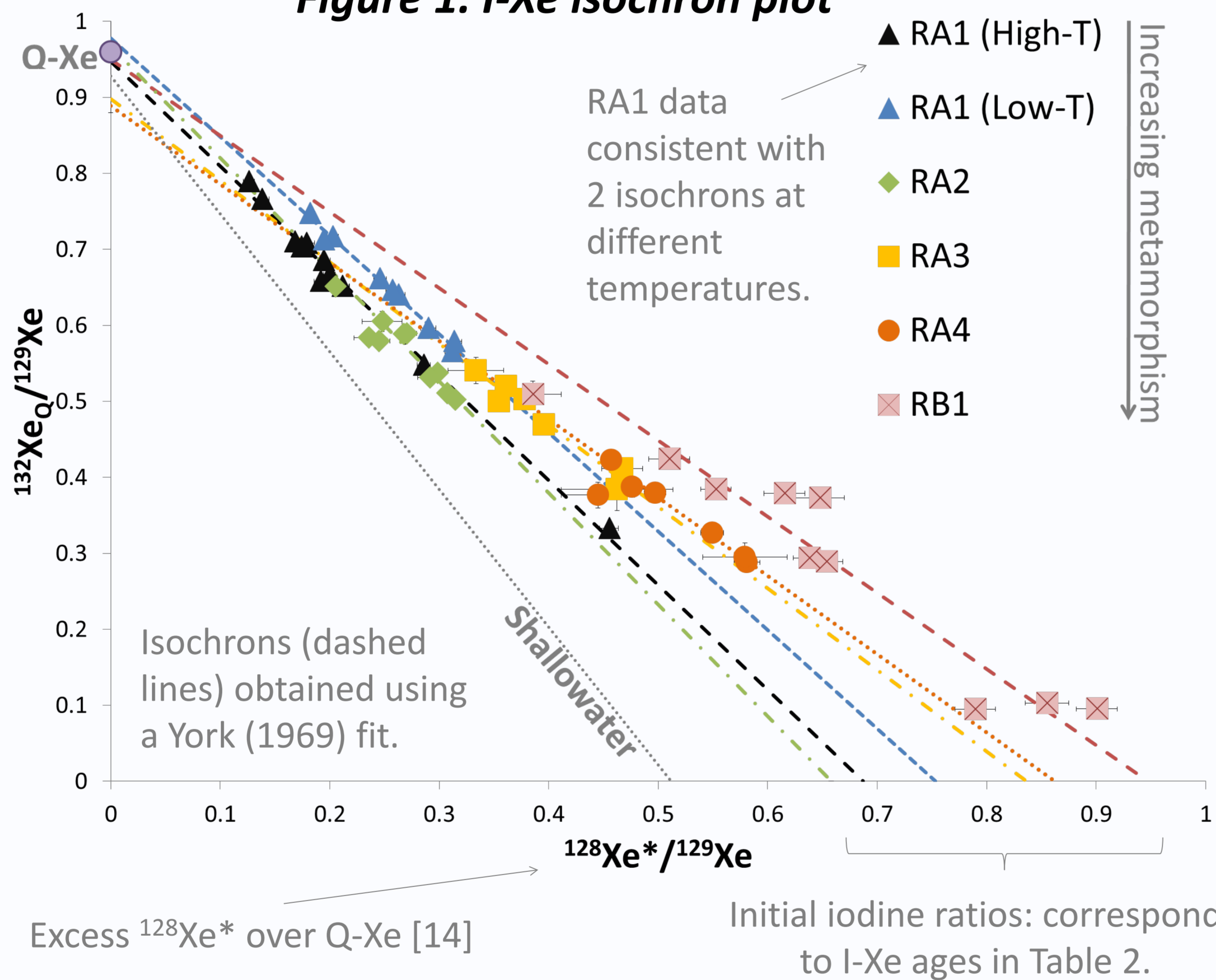
Refrigerator
Enhanced
Laser
Analyser for
Xenon



Xe isotopic analyses

- Samples were laser step-heated.
- Xe isotopic analyses carried out using the RELAX RIMS instrument [11-13].
- Samples RA5 and RA6 released very large amounts of hydrocarbons rendering the mass spectrometer unusable for several days.
→ RA5 and RA6 are still awaiting analyses.
→ Data from analyses of NWA 3364 (R5) (included in the same irradiation) are reported here to allow comparison of R3 and R5 material.

Figure 1. I-Xe isochron plot



Only high-temperature steps that show a consistent correlation between ¹²⁸Xe* and ¹²⁹Xe, are included here.

Low-temperature steps (not shown) released uncorrelated ¹²⁸Xe* that can be attributed to terrestrial contamination, late-stage addition of ¹²⁷I or loss of ¹²⁹Xe* from low-T sites.

Table 2. I-Xe ages (Myr)

Sample	I-Xe age relative to Shallowater (-ve ages indicate later closure)	Absolute I-Xe Age	Error
RA1 High-T	-6.8	4555.5	1.0
RA1 Low-T	-8.8	4553.4	1.6
RA2	-5.6	4556.7	2.8
RA3	-10.9	4551.4	4.5
RA4	-11.9	4550.4	2.0
RB1	-14.1	4548.2	1.8

I-Xe ages (Myr) are given relative to the I-Xe irradiation standard: enstatite from the aubrite, Shallowater, absolute (Pb-Pb) age of 4562.3 ± 0.4 Myr [15].

R3 samples show earlier closure to Xe loss than R5 sample, consistent with the onion shell model.

- Primitive, type R3 samples show older I-Xe ages than R5 sample.
- Matrix sample RA4 appears to record later resetting, consistent with a higher metamorphic grade.
- The oldest ages (~4556 Myr) appear to be too late to date chondrule formation:
→ secondary processing occurred in even the most primitive samples.

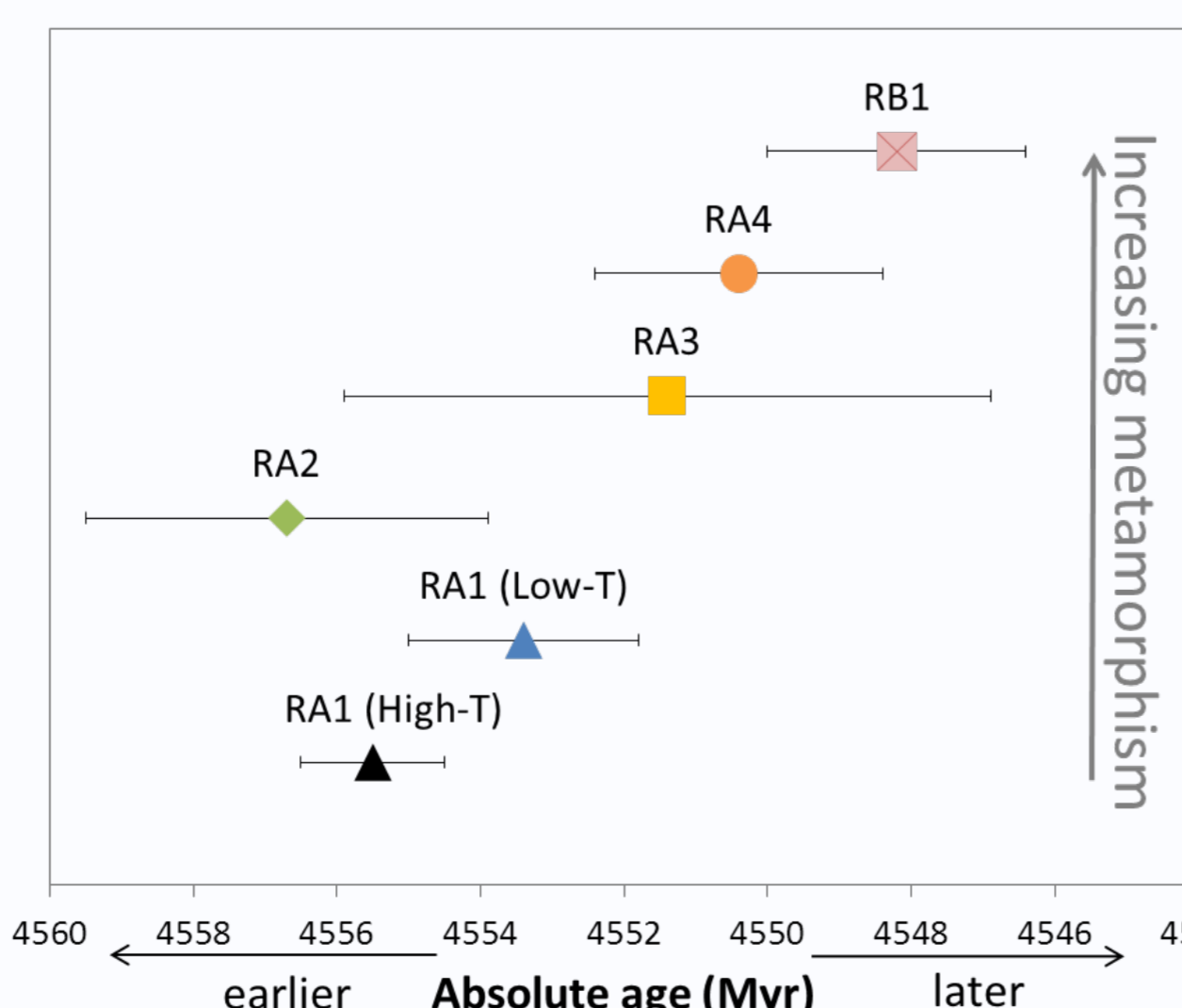
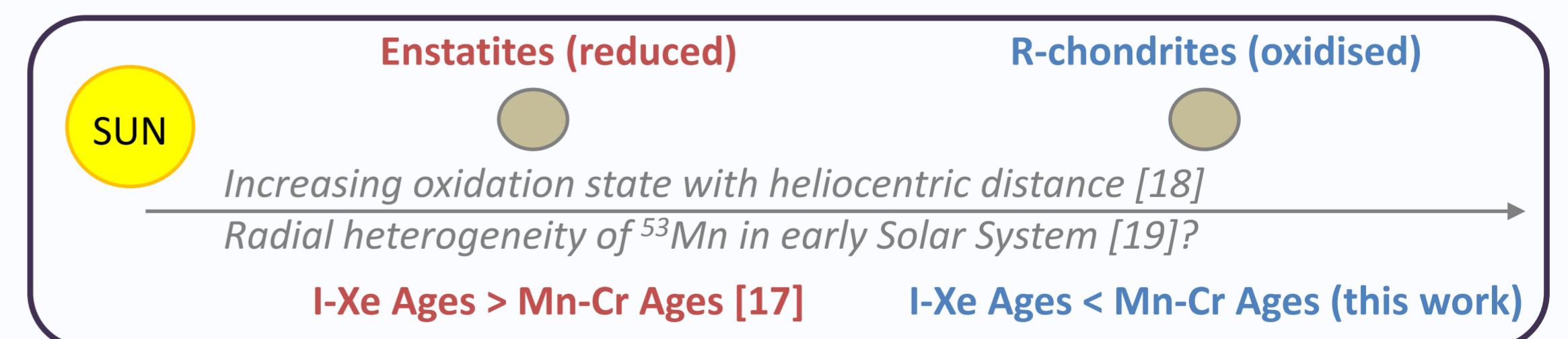


Figure 2. I-Xe ages appear to correlate with metamorphism

Closure to Xe loss occurred at $4556 \pm 1 - 4548 \pm 2$ Myr

~5 Myr younger than Mn-Cr ages [16] → heterogeneity of ⁵³Mn?



- I-Xe ages are *older* than Mn-Cr ages in *enstatite* chondrites [17] but *younger* in *R-chondrites*.
→ do differences between chronometers indicate **radial heterogeneity of ⁵³Mn** [19]?
- Application of a correction factor based on proposed radial heterogeneity of ⁵³Mn in the early Solar System improved the correlation between I-Xe and Mn-Cr ages in enstatites [17].
→ however, [20] re-examined Mn-Cr system and found homogenous Mn isotopes; attributed apparent heterogeneity to terrestrial ⁵⁴Cr/⁵²Cr ratio used in data correction.

More I-Xe analyses are needed (including R5-R6 samples of NWA 6492) before confidence can be placed on this correlation.

To test this hypothesis, I-Xe and Mn-Cr analyses should be carried out on mineral separates from the same R-chondrite material.